

## **SCHOOL PERFORMANCE INFORMATION**

### **Contextual Information**

St Mary Star of the Sea Catholic School is a co-educational school that provides excellent educational opportunities for students from Kindy-Year 10. St Mary's has a proud academic history and has been serving the community of Carnarvon for over one hundred and ten years. This successful tradition has been built around preparing all students for a meaningful and rewarding future through the pursuit of personal excellence and the provision of a full and broad education based on strong academic and gospel principles. The programs at the school are designed to cater for the intellectual, physical, emotional, social and spiritual aspects of an individual's development, with an emphasis on the whole person. In conjunction with our strong commitment to developing every child to his/her academic potential the school places great emphasis on pastoral care and the development of strong Christian values. St Mary's has strong links to the Parish and wider communities. Parents are an integral part of the school and it is through this partnership that the school is able to provide students with the best possible education.

### **Teacher Standards and Qualifications**

Of the 18 part and full-time teaching staff at St Mary Star of the Sea, three are three year trained, 12 are four year trained, and three are five year trained.

### **Workforce Composition**

There are 36 staff employed at St Mary Star of the Sea Catholic School in part and full-time positions. There are 22 teaching staff, and 14 non-teaching staff. Six of those employed are male. There are three Indigenous Australians employed at St Mary Star of the Sea Catholic School, Carnarvon.

### **Student Attendance at School**

The rate of attendance for students attending St Mary Star of the Sea Catholic School is given below in year groups.

Kindergarten	89.4%
Preprimary	87.8 %
Year 1	89.1%
Year 2	90.5%

Year 3	92.9%
Year 4	91.0%
Year 5	89.9 %
Year 6	92.5%
Year 7	93.0%
Year 8	91.7%
Year 9	90.5%
Year 10	86.9%

The overall attendance rate of students from Kindergarten to Year 10 is 90.4%. Parents are expected to notify the school prior to classes starting that their child is absent. Electronic attendance registers are marked daily by class teachers on SEQTA. Parents of students whose absence has not been explained by 9:15 am are sent a text message advising the family that the student is not at school and the school has not received any notification for their absence. If after two days the school has still not received information from the family regarding the child's absence, a member of staff will make personal contact with the family to ascertain the reason for the non-attendance. All absences must be explained via notes which are kept with the class register.

At the end of each term, parents of students whose absence falls below less than 80% are requested an interview to explain the non-attendance of their son/daughter.

## NAPLAN Information

### National Assessment Program Literacy and Numeracy 2017

	Reading	Writing	Spelling	Grammar	Numeracy
Year 3	396	374	389	405	396
Year 5	491	436	473	493	477
Year 7	528	480	546	538	547
Year 9	571	535	573	538	558

## Parent Student and Teacher Satisfaction

Surveys completed by both staff and parents rate the satisfaction of education provided for by St Mary Star of the Sea Catholic School Carnarvon as high to very high. Student learning was rated highest by parents. Staff rated working together to improve student learning as the highest.

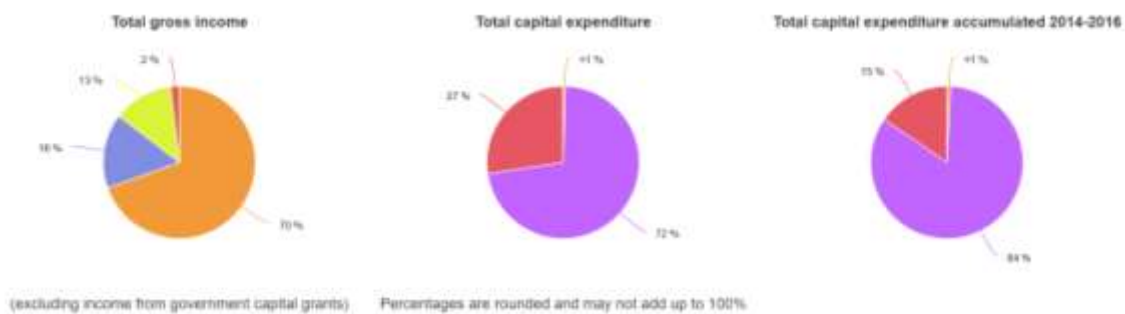
## School Income

Full-time equivalent enrolments relating to recurrent income and capital expenditure: 300.0

Net recurrent income	\$ Total	\$ per student
Australian government recurrent funding	3,632,254	12,108
State / territory government recurring funding	827,030	2,757
Fees, charges and parent contributions	666,375	2,228
Other private sources	95,042	317
<b>Total gross income</b>	<b>5,222,701</b>	<b>17,409</b>
Less deductions	101,404	338
<b>Total net recurrent income</b>	<b>5,121,297</b>	<b>17,071</b>

Capital expenditure	\$ Total	\$ Accumulated 2014-2016
Australian government capital expenditure	558	2,091
State / territory government capital expenditure	0	0
New school loans	0	0
Income allocated to current capital projects	83,667	220,882
Other	31,749	40,726
<b>Total capital expenditure</b>	<b>115,974</b>	<b>263,499</b>



## Post School Destinations

Of the 11 students who completed Year 10 at St Mary Star of the Sea Carnarvon, five continued their education at Nagle Carnarvon Campus, one enrolled at Nagle Geraldton, one began an apprenticeship in Carnarvon, one enrolled at Morowa Agricultural School, two enrolled at Perth schools and one is on a disability pension.

## **Annual School Improvement**

**Learning:** Refine and enhance teaching and learning using Explicit Direct Instruction Pedagogy. Explicit Direct Instruction (EDI) to be implemented as the preferred pedagogy in middle school. EDI is the expected and preferred pedagogy in all classes from Kindergarten to Year 10. Teaching staff in the middle school grades have begun refining their craft through professional development and coaching.

Continue to develop teacher understanding of reading instruction. Through professional readings and discussions during PLC meetings, Primary Teaching staff have continued to develop their understandings of how students learn to read.

**Engagement:** Investigate ways to further enhance parent communication in addition to SEQTA. Through class DOJO, parents receive and send information regarding student progress and class events.

Implement a BYOD program with a focus on bridging the gap between learning at school and at home through ICT. Literacy Planet and Maths Manga used in both the classroom and home setting to improve student learning.

**Accountability:** Continue the two year cycle and refine the process for staff review in line with AITSL whilst meeting the requirements of EDI. Staff during 2017 completed the 2<sup>nd</sup> of the two year appraisal process. During 2017, EDI became a focus for improving pedagogy through the appraisal process.

**Discipleship:** The qualities of Nano Nagle will embed in the school through the Nano Nagle Christian Living Award. For the first time in 2017, the Nano Nagle Christian Living Award was awarded to a student who best demonstrated the virtues displayed by Nano Nagle.

Incorporate a walk through history of the school in building development plan. Due to the building development plan being postponed, this goal was not achieved.

**St Mary Star of the Sea Catholic School**  
**2018 Annual School Board Chair**

On behalf of the school board I would like to welcome everyone here this evening. This year has proven to be another successful year at St Mary's. The school board has had the opportunity to participate in the cyclic review to assist with continuing to improve our school. 2017 has seen many improvements in our school environment, for example; new carpets, classroom furniture, water cooler, the replacement of air-conditioners, new computers for administration and the library and a ride on mower.

I would like to take this opportunity to thank our P&F for their efforts which has seen the purchase of the school bus and a covered tandem trainer. In addition the board would like to extend our appreciation to all of the staff of St Mary's for their dedication and hard work ensuring St Mary's successes. Thank you to Fr Mariuz and the St Mary's Parish for their ongoing support.

Finally the board would like to extend its gratitude to Marie Gane who has been a board committee member for the last 3 years and has stepped down.

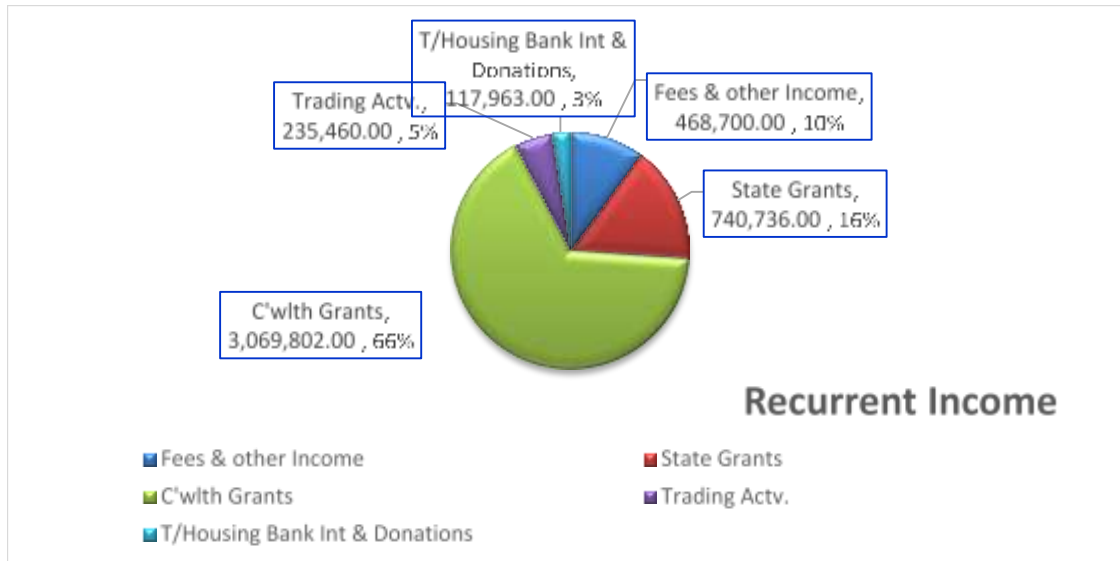
Regards

Jim Andreoli  
Norwest Refrigeration  
0418 471 556  
phone 08 99411331  
fax 08 99412574

## ST MARY STAR OF THE SEA CATHOLIC SCHOOL BOARD

### 2018 PROVISIONAL BUDGET REPORT SUMMARY

#### 1. Recurrent Income - \$4,397,201; Trading Activity Income - \$235,460



Fees (less discounts and adjustments) and Other Income (\$468700 10%) is based on 289 students from Pre-Kindy to Year 10.

We have increased Tuition Fees, Amenities & Levies have been increased by 2% in accordance with CECWA's recommendations.

The Board has agreed to remove the Information Technology Family Levy of \$75 and replace it with a \$100 per student levy from Kindergarten to Year 10. This fee has become necessary to assist with the financial costs of providing IT Support for the school and to cover every increasing costs in technology changes.

In 2018 Kindergarten fees will be 60% of Year 1 fees including Building & P & F Levy.

The Parents & Friends have agreed to reduce the P & F Levy to \$50 per family and this will now be compulsory.

The Family Levies are based on 183 families from Kindy to Year 10.

The State Government Grants expected in 2018 is \$740736 (16%) . However, this is based on students numbers at the time of February and August Census so is subject to change.

The Commonwealth Governments Grants expected in 2018 is \$3,069,802.00 and makes up 66% of total income for the school. This figure includes a Teacher Housing grant to cover costs in providing housing to teaching staff.

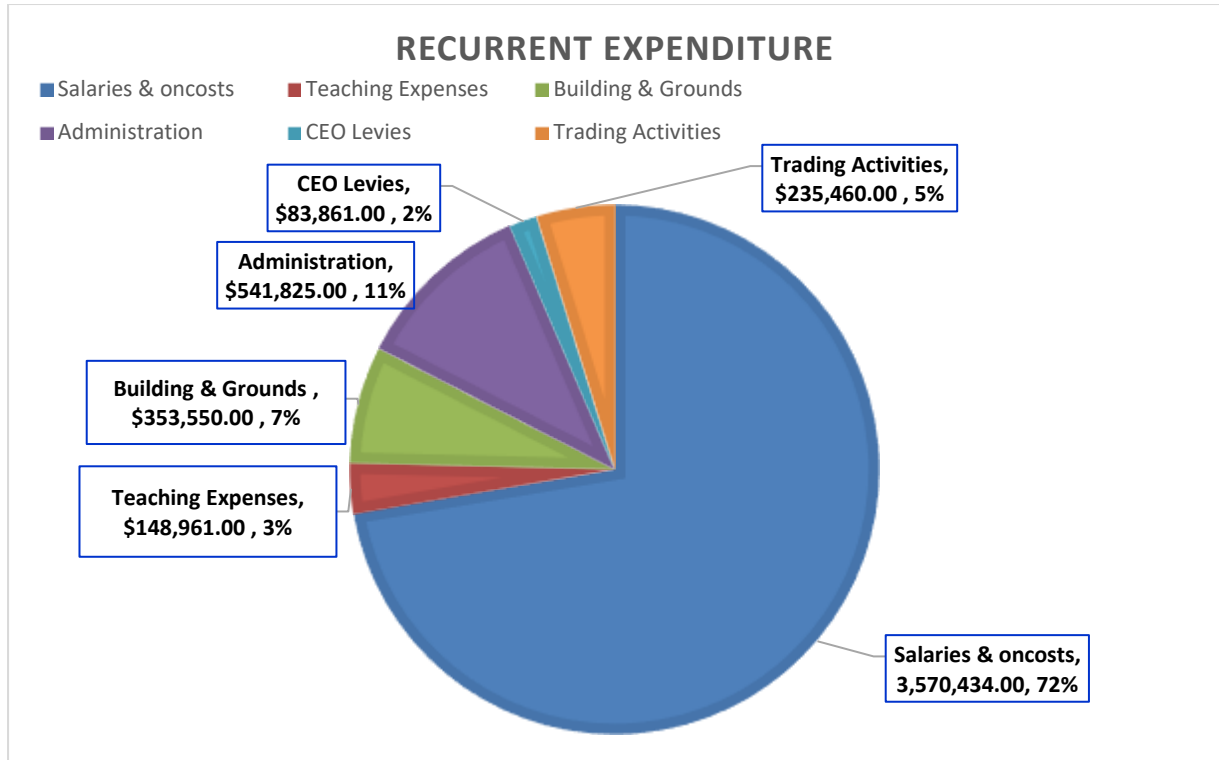
Other Income \$ 117963 (3%) includes : Rent received from teachers in teacher housing; donations; bank interest

Trading Activities – Canteen; Uniform Shop; 3 Year old Pre Kindy & Aboriginal Families as First Educators Program (AFaFE) - \$235460 (5%). AFaFE is fully funded through CECWA.

## 1. CAPITAL INCOME - \$64870.00

The Building Levy helps cover around 27% of the Principal and Interest on the school's long term loan taken out to finance the purchase of the Convent building. The remainder of the building levy will go towards future building and improvements to buildings.

The building levy is set at 20% of Primary Tuition & 10% of Secondary Tuition, as per CECWA guidelines.



## 2. RECURRENT COSTS – \$4,698,631; Trading Activity - \$235,460

Salaries and Oncosts (\$3570434) is 72% of total income received. As a guide, CECWA state that staff salaries plus on-costs should be no more than 75% of total Recurrent Income. A provision of estimated salary increases of 2% have been factored into the calculations for budgeting purposes only as Enterprise Bargaining Agreement negotiations are yet to be finalised.

Teaching Expenses (\$148961 is 3% and includes all departmental costs, excursions, class stationery and materials; copyright expenses; school annual; Awards;

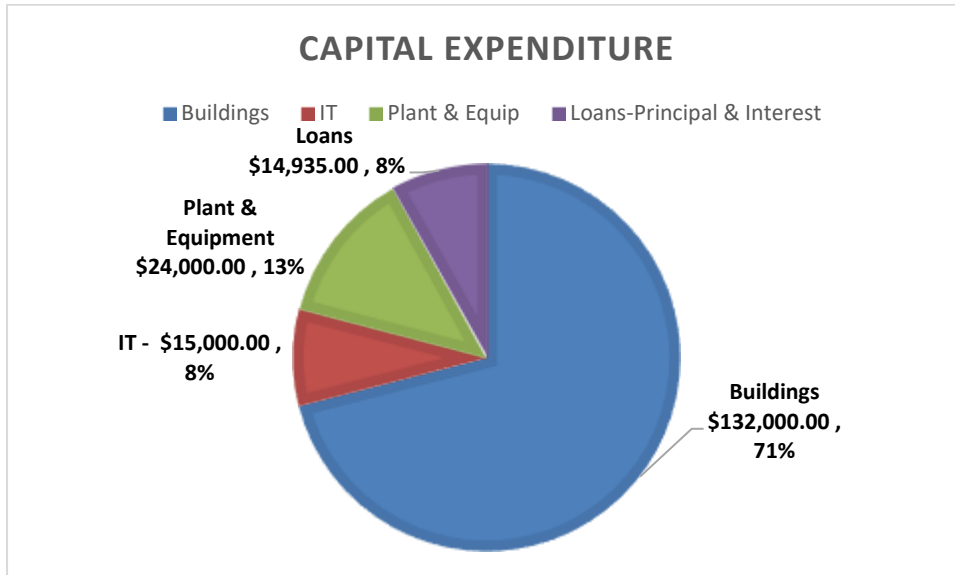
Administration covers (\$541,825 – 11%) all admin costs including Digital Technologies levies to be paid to CECWA; advertising; IT support; freight; School vehicle and Bus; teacher housing expenses; catering for functions; provision for doubtful debts.

CEO Levies (\$83,861 – 2%) – includes CECWA service fees; copyright; and Co-responsibility Building Fund Levy; subscriptions to Catholic Primary Principals and Secondary Principals associations.

Trading Activities - \$235460 5%) Canteen; Uniform Shop; 3year old Pre Kindy and AFaFE. Trading activities generally are expected to pay for themselves.

Buildings (\$4353550 7%) represents costs incurred in the cleaning and upkeep of the buildings and grounds; infrastructure costs such as insurance, water, electricity, rubbish removal, security services.

### 3. CAPITAL EXPENDITURE



The following capital costs have been included in the 2018 Budget:

- Administration Office & Staff Room renovations - \$132000
- Air Conditioning Units to Primary Wing - \$24000
- Upgrades to IT - \$15000
- Principal & Interest on Loan - \$17892

#### Changes in 2018:

As from 1<sup>st</sup> January 2018 we will be moving from a Cash Accounting system to Accrual Accounting. This change is happening across all Catholic Schools in Western Australia. All CEWA schools are large charities and are required by the ACNC Act to use accrual accounting, comply with Australian Accounting Standards and have their accounts audited by a registered company auditor. CEWA have appointed Deloitte Account firm to carry out Annual financial audits across all catholic schools in WA.